



NITRATE NITROGEN TABLET KIT

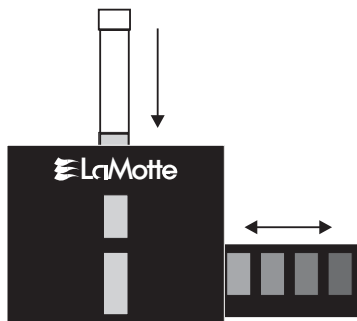
CODE 3354

QUANTITY	CONTENTS	CODE
50	*Nitrate #1 Tablets	*2799-H
50	*Nitrate #2 CTA Tablets	*NN-3703-H
2	Test Tubes, plastic, w/caps	0106
1	Nitrate-Nitrogen Octa-Slide, 0-15 ppm	3494
1	Octa-Slide Viewer	1100

***WARNING:** Reagents marked with a * are considered to be potential health hazards. To view or print a Material Safety Data Sheet (MSDS) for these reagents see MSDS CD or our website. To obtain a printed copy, contact us by e-mail, phone or fax.





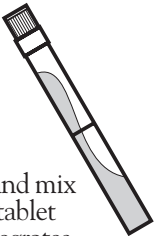


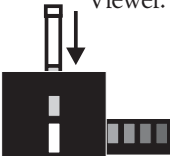

To order individual reagents or test kit components, use the specified code number.

USE OF THE OCTA-SLIDE VIEWER



The Octa-Slide Viewer should be held so non-direct light enters through the back of the comparator. With sample tube inserted at top, slide the Octa-Slide bar through the viewer and match with color standard.

PROCEDURE

<p>1. Fill a test tube (0106) to the 5 mL line with the water sample.</p> 	<p>2. Add one *Nitrate #1 Tablet (2799).</p> 	<p>3. Cap and mix until tablet disintegrates.</p> 
<p>4. Add one *Nitrate #2 CTA Tablet (NN-3703).</p> 	<p>5. Cap and mix until tablet disintegrates.</p> 	<p>6. Wait 5 minutes.</p> 
<p>7. Insert Nitrate-Nitrogen Octa-Slide Bar (3494) into the Octa-Slide Viewer (1100).</p> 	<p>8. Insert test tube into Octa-Slide Viewer.</p> 	<p>9. Match sample color to a color standard. Record as ppm Nitrate Nitrogen.</p> 

To convert to Nitrate, multiply results by 4.4. Record as ppm Nitrate.

LaMOTTE COMPANY

Helping People Solve Analytical Challenges®

PO Box 329 • Chestertown • Maryland • 21620 • USA
800-344-3100 • 410-778-3100 (Outside U.S.A.) • Fax 410-778-6394
Visit us on the web at www.lamotte.com